

It is the
e compa-
el design.
uper sin-
plit-level
it, a com-
0% natu-
nd chip-
at color
xtremely
urface is
rb odors

Card

led mir-
being a

magnifi-
aving or
28 LEDs
se only a
raditional
lable in
lable in
4" exten-

Card

Gold Key
ty design
room in

awards
Hotel and
spired by
compos-
made in
worldwide.
Europe,
Dubai.
ors, you
White,
wn, Terra
a host of
e. Copper

Card



toilet offers style
The Dual-Flush FloWise™ two-piece high-efficiency toilet reduces water usage in a sleek striking profile that attractively conceals the snaking trapway under the bowl. The WaterSense®-labeled model allows users to decide whether to use 1.6 or 0.8 gpf, potentially saving 30% more water than 1.6-gpf toilets. Available in an elongated bowl, the transitionally-styled HET may be purchased

in either right-height or standard height. **American Standard.**

Circle 112 on Reader Reply Card

Stone boulder sinks

Hand carved natural stone boulder sinks available in white and tan marble and gold granite. This authentic human chiseled product is polished. Available in stock. Stone lavatories, vessels, pedestal lavatories, statue pedestals, and kitchen and bar sinks are available in a wide variety of choices. Black wrought iron stands can house many different types of manufactured vessels and materials that will give a showroom an exclusive showroom custom combination. **Rivers Collection by The Stock Market.**



Circle 116 on Reader Reply Card

Victorian faucet

The Victorian Faucet was designed to accompany the company's EverHot® undercounter instant hot water system. Makes a home's hot water as visually appealing as it is hot. The EverHot instant hot water system provides piping hot water from the stylish Victorian Faucet without waiting for the stove or microwave. The company's water filtration products can also be used with EverHot and the Victorian Faucet. **Everpure.**

Circle 117 on Reader Reply Card




Shower columns

The Smart Panel™ shower column provides choices of an overhead 8" showerhead, handheld sprayer or 8 adjustable body sprayers all chrome over brass. A tub fill spout is available. All UPC models come with a "safety first" pressure balance valve that prevents scalding or cold water shock by keeping the water temperature constant after setting regardless of a toilet flush or other demand. Comes in tempered glass and/or 18/10 surgical quality stainless steel. **Smart Shower.**

Circle 118 on Reader Reply Card

Shower pans

Leak-proof, mold-free shower pans ready to accept the tile, marble or stone of your clients' choice. Each shower pan



has an integrated floor drain with a built-in 1/4" pitch to the drain; an integrated threshold with ribbing underneath sustains weight of the design. UL listed with a lifetime leakproof warranty. This is a great stocking item that is "easy to sell" to the plumbing contractors, K/B dealers and other professional trades. **Tile Redi.**

Circle 119 on Reader Reply Card




Full bath line

This manufacturer has a full line of faucetry, matching bath accessories, bath furniture, and matching toilets and lavatories in a wide selection of styles to meet today's trends. The product line offers extraordinary profit margins and incentives which makes it easy to sell in the showrooms. **Huntington Brass.**

Circle 120 on Reader Reply Card

Flushing system

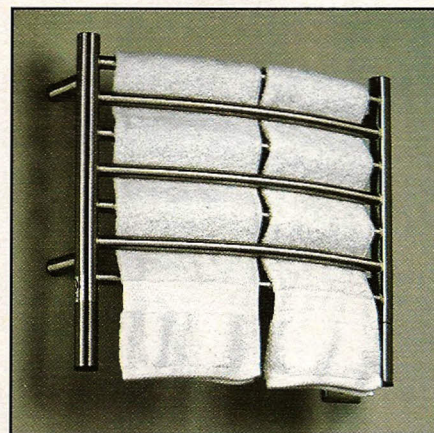
Intelli-Flush retrofit sensor technology for Sloan FLUSHMATE pressure-assist systems permits touchless, sensor operation for increased hygiene in any application and is the only sensor-operated pressure-assist system available. The easy-to-install system operates with alkaline batteries, and includes an over-ride button that replaces the flush handle. Two different sensor designs: On-wall and in-wall sensor. Trim is available in chrome or white. **Sloan Flushmate.**



Circle 121 on Reader Reply Card

Towel warmers

These towel warmers are affordable, quality designed and offered in multiple metal finishes. The 100% stainless steel



construction is available in a variety of styles and sizes. The company's brands Jeeves, Goldry and Elory are appearing in a variety of applications around the U.S. Gone forever are the days of damp, cold, smelly towels. These easy-to-install towel warmers are energy efficient, attractive and a practical bathroom essential feature for every modern bathroom. **Amba.**

Circle 122 on Reader Reply Card